

Navigate to the following URL in your Internet browser.


<https://memberxg.gobasys.com/AA/main/#!/account/login>

Click the Create Account button



Access your benefits.

Check your benefits 24/7, no need to call the fund office. Login with your email and password to continue.

<input type="text" value="someone@example.com"/>	
<input type="password" value="Password"/>	
<input type="button" value="Log In"/>	<input type="button" value="Create Account"/>

Can't access your account?
Non-discrimination

Enter information into the following prompts and click Next.

Registration: Create Your Account

User Type

Member
 Dependent


Email
testmember911@gmail.com ✓

Confirm Email
testmember911@gmail.com ✓

First Name
TEST ✓

Last Name
MEMBER ✓

Enter last 4 digits of SSN/SIN
3456 ✓

Date of Birth
01/01/1959 ✓ 

ZIP Code/Postal Code
21152 ✓



Mobile Phone (optional)
(123) 456-7890

Next



Enter your password and confirm the password. English is currently the only option for language. Select a password expiration using the dropdown. Check the “I agree to the Terms of Use and Privacy Policy” prompt and click finish

Registration: Create your password

Enter password


  

Confirm password


  

Passwords must be at least 12 characters. Passphrases are encouraged for your security and ease. Special characters, spaces, and numbers may be included. Cannot reuse passwords used within the last 365 days.

Preferred language

Password Expiration

I agree to the [Terms of Use](#) and [Privacy Policy](#)

Finish

To login enter your email address and password and click Log In.



Access your benefits.

Check your benefits 24/7, no need to call the fund office. Login with your email and password to continue.

[Can't access your account?](#)
[Non-discrimination](#)

Enter the access code that will be emailed to your registered address and click Verify and Log In.



To verify your identity, enter the access code that we have sent to your email address.

Enter Access Code:

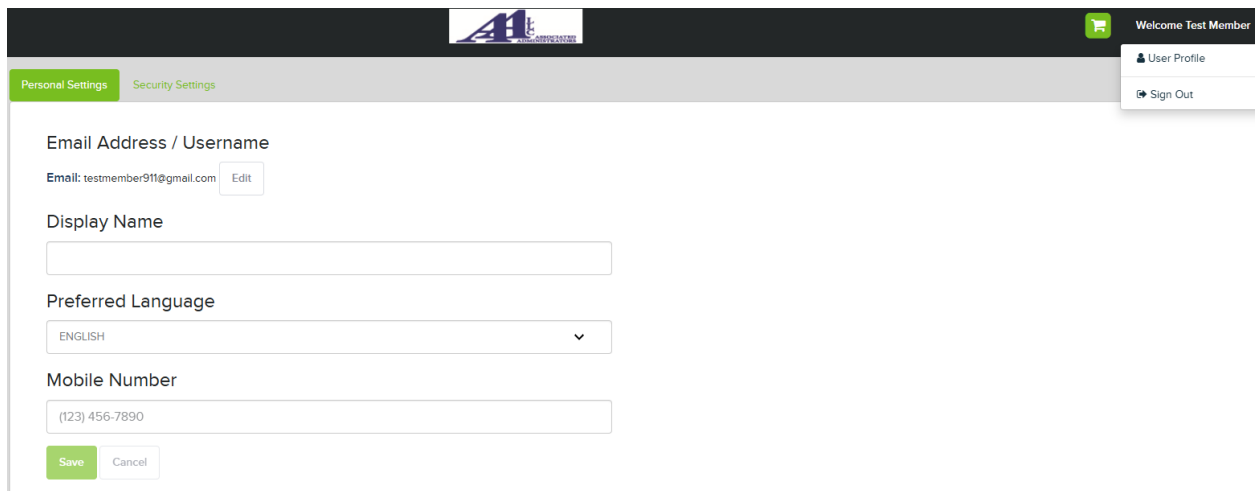
Do not navigate from the MemberXG to collect your access code. Navigating away from the MemberXG will result in a new code being sent. Please open a new tab to retrieve your access code.

Verify and Log In

Back

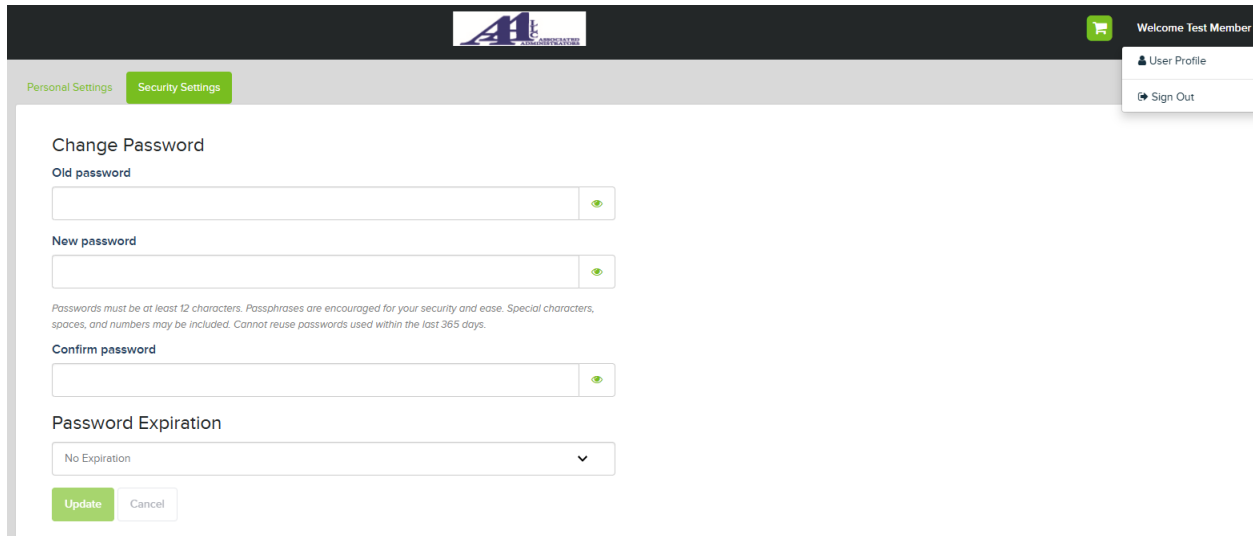
[Need a new access code?](#)

Once logged in you can update your User Profile



The screenshot shows the user profile settings page. At the top right, there is a shopping cart icon and the text "Welcome Test Member". Below this, there is a dropdown menu with "User Profile" and "Sign Out" options. The main content area has two tabs: "Personal Settings" (active) and "Security Settings". Under "Personal Settings", there are four sections: "Email Address / Username" with the email "testmember911@gmail.com" and an "Edit" button; "Display Name" with an empty text input field; "Preferred Language" with a dropdown menu set to "ENGLISH"; and "Mobile Number" with the number "(123) 456-7890". At the bottom of the form are "Save" and "Cancel" buttons.

You can change your password under User Profile.



Personal Settings Security Settings

Welcome Test Member

User Profile

Sign Out

Change Password

Old password

New password

Passwords must be at least 12 characters. Passphrases are encouraged for your security and ease. Special characters, spaces, and numbers may be included. Cannot reuse passwords used within the last 365 days.

Confirm password

Password Expiration

No Expiration

Update Cancel

If you forget your password, you can click “Can’t access your account?” option from the sign-in page.



Access your benefits.

Check your benefits 24/7, no need to call the fund office. Login with your email and password to continue.

testmember911@gmail.com

.....

Log In Create Account

Can't access your account?
Non-discrimination

From here you can select either option below. Click Next to continue.

Can't Access your Account

I forgot my password

Email Address

testmember911@gmail.com

I forgot my login (email)

Next

From here you re-enter the validation information used to setup the account and click Send Access Code. A code will be sent via email. For security purposes, the fund office does NOT have the ability to reset passwords. If you forgot the email address that was used for your account, call the fund office and we will delete the account.

Can't Access Your Account: Validate Account

User Type

Member

Dependent

Email

testmember911@gmail.com

Confirm Email

testmember911@gmail.com

First Name

TEST

Last Name

MEMBER

Enter last 4 digits of SSN/SIN

3456

Date of Birth

01/01/1959

ZIP Code/Postal Code

21152

Mobile Phone (optional)

() - -

Send Access Code

Enter your new password and the access code that was received via email and click Finish.

Can't Access Your Account: Create your password

Enter password

Confirm password

Passwords must be at least 12 characters. Passphrases are encouraged for your security and ease. Special characters, spaces, and numbers may be included. Cannot reuse passwords used within the last 365 days.

Access Code

Do not navigate from the MemberXG to collect your access code. Navigating away from the MemberXG will result in a new code being sent. Please open a new tab to retrieve your access code.

Preferred language

Password Expiration

I agree to the [Terms of Use](#) and [Privacy Policy](#)

[Need a new access code?](#)